

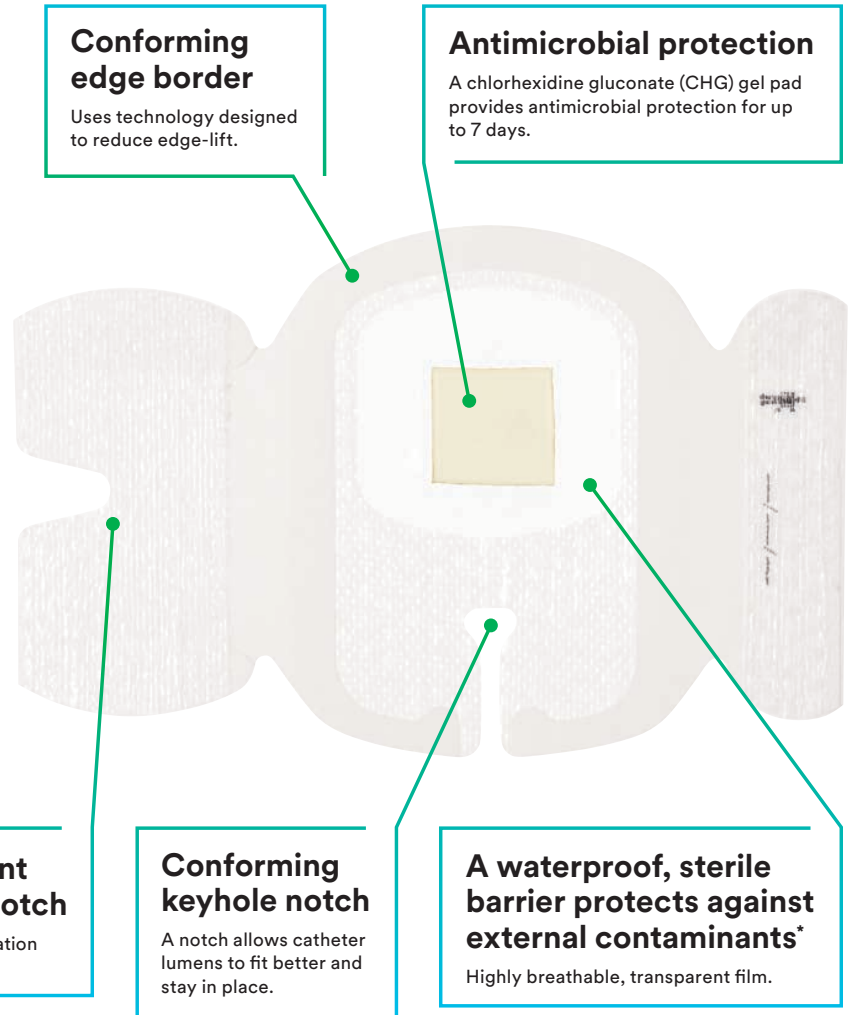


Tegaderm™

CHG Chlorhexidine Gluconate
I.V. Securement Dressing

3M™ Tegaderm™ CHG Chlorhexidine Gluconate I.V. Securement Dressing 1660

Comprehensively designed to combine the most critical elements of IV site care into a single, easy-to-use product that delivers exceptional patient care through antimicrobial protection, advanced catheter securement and gentle removal.



Infection reduction

Clinically proven to reduce CRBSIs by 60% in patients with central and arterial lines;¹ is active immediately and maintains consistent levels of antimicrobial activity for 7 days.²

Site visibility

Transparent dressing and gel pad enable early identification of complications at the insertion site.

Catheter securement

Designed to minimize catheter movement and dislodgement.

Ease of use

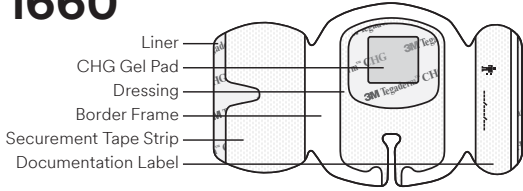
The integrated CHG gel pad and dressing are designed to ensure standardized, correct application.³

**In vitro* testing shows that the film provides a barrier against viruses 27 nm in diameter or larger while the dressing remains intact without leakage.

1. Timsit JF, Mimoz O, Mourvillier B, et al. Randomized controlled trial of chlorhexidine dressing and highly adhesive dressing for preventing catheter-related infections in critically ill adults. *Am J Respir Crit Care Med.* 2012;186(12):1272-1278.

2. Bashir MH, Olson LK, Walters SA. Suppression of regrowth of normal skin flora under chlorhexidine gluconate dressings applied to chlorhexidine gluconate-prepped skin. *Am J Infect Control.* 2012;40(4):344-348.

3. Kohan CA, Boyce JM. A Different Experience with Two Different Chlorhexidine Gluconate Dressings for Use on Central Venous Devices. *Am J Infect Control.* 2013;41(6):S142-S143.



Prepare



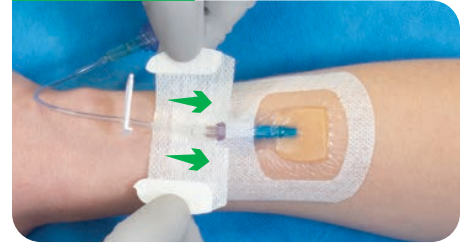
Prepare site according to facility protocol. Ensure site is completely dry.

Press



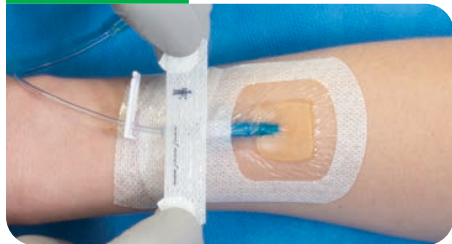
Do not stretch the dressing at placement. Peel the liner from the dressing and place the CHG gel pad over insertion site (and suture sites when possible), aligning extension tubing with securement notch. Apply firm pressure to entire dressing with one hand for optimal adhesion, while removing border frame with opposite hand.

Secure



Apply securement tape strip under the extension tubing and overlap back onto the dressing. Remove adhesive-free tabs.

Secure



Document the dressing change information on the label strip. Apply label strip on top of dressing, over catheter lumen(s). Remove adhesive-free tabs. Secure tubing with tape.

Monitor



The dressing should be changed if the gel pad remains displaced when pressed with a finger. Change the dressing:

- At least every 7 days
- If the gel pad is saturated, when the dressing becomes loose or soiled, or in cases where there is swelling, visible drainage, or lost visibility
- If active bleeding or blood present outside the gel pad

Dressing is not intended to absorb large quantities of blood or drainage. Cover and protect dressing during patient bathing or showering.

Removal



Remove tape strips. Using a low and slow removal technique, start removing the dressing from where the catheter or tubing exits the dressing toward the catheter insertion site. Avoid skin trauma by peeling the dressing back rather than pulling it up from the skin. When the CHG gel pad is exposed, grasp a corner of the gel pad and dressing between thumb and forefinger. Apply a few drops of saline or alcohol if needed to facilitate removal of gel pad.

Ordering Information

Product	Product Number	CHG Gel Pad Size	Overall Dressing Size	Dressings/Box	Boxes/Case
	1660	1/2 in x 1/2 in 2 cm x 2 cm	2 3/4 in x 3 3/8 in 7 cm x 8,5 cm	25	4

Important Safety Information for 3M™ Tegaderm™ CHG Chlorhexidine Gluconate I.V. Securement Dressings
Do not use Tegaderm™ CHG I.V. Securement Dressings on premature infants or infants younger than two months of age. Use of this product on premature infants may result in hypersensitivity reactions or necrosis of the skin. The safety and effectiveness of Tegaderm™ CHG I.V. Securement Dressings has not been established in children under 18 years of age. For full prescribing information, see the Instructions for Use (IFU). Rx Only.

Refer to product Instructions for Use for other important information.



3M Health Care
Medical Solutions Division
2510 Conway Avenue
St. Paul, MN 55144-1000 USA



Scan to view a product training video or visit 3M.com/IVtraining to find product training resources for all 3M IV care solutions.

Phone 1-800-228-3957
Web 3M.com/medical

Please recycle. Printed in U.S.A.
3M and Tegaderm are marks and/or registered marks of 3M. Unauthorized use prohibited.
© 3M 2015, 2016, 2019, 2020. All rights reserved.
70-2011-5645-5