

**3M**

**Cavilon™**

Skin Care Solutions



3M™ Cavilon™ No Sting Barrier Film

**Clinically-  
supported skin  
protection for  
IV sites.**





# The ideal way to protect skin around vascular access sites.

Catheter-associated skin damage (CASI) is localized skin damage around the vascular access site<sup>1</sup> and encompasses more than medical adhesive-related skin injury (MARS), including factors such as drainage and erythema under a dressing. Preparation of the skin and selection of proper adhesive products are important steps to help minimize the risk of skin damage.<sup>2</sup>

CASI is not a new condition, but it has been added to The Infusion Nurses Society (INS) 2021 *Infusion Therapy Standards of Practice* to reflect the growing focus on patient-centered infusion care. Among the 2021 standards are guidelines to help protect at-risk skin from irritation and possible injury.



## INS recommended steps to help reduce CASI.<sup>1</sup>



### Assess the patient. (Std. 55, pg. S168)

- ▶ Check vascular access device (VAD) sites for signs of injury (Level V)
- ▶ Check color, texture, uniformity of appearance, and integrity of skin
- ▶ Identify and promptly avoid suspected irritant/allergens



### Protect the skin. (Std. 42, pg. S120 Level II)

- ▶ Use a sterile, alcohol-free skin barrier that is compatible with an antiseptic solution to protect at-risk skin when using an adhesive-based securement method

### Catheter-Associated Skin Impairment (CASI) Algorithm

For a detailed and thorough guide on assessing patients for CASI, as well as the steps you can take to protect skin and provide comfort, see the full standards for the Catheter-Associated Skin Impairment (CASI) Algorithm. (Appendix C, pg. S201)

# First to market. Only one of its kind.

3M™ Cavilon™ No Sting Barrier Film is the original and only terpolymer-based alcohol-free barrier film\* that helps prevent skin damage before it occurs.



## Unique formulation. Powerful impact.



### Effective

- ▶ Waterproof barrier
- ▶ Breathable
- ▶ Fast-drying<sup>3</sup>



### Gentle

- ▶ Alcohol-free<sup>4</sup>
- ▶ Sting-free<sup>4</sup>



### Standard-compliant<sup>1</sup>

- ▶ Chemically compatible with chlorhexidine-gluconate (CHG)<sup>5</sup>
- ▶ Sterile wands and wipes



### Clinically-supported

- ▶ Only barrier film supported by vascular access-specific data<sup>6-8</sup>
- ▶ 80+ pieces of clinical evidence supporting ability to protect skin from adhesives and body fluids



### Unique, peel open packaging

Available in easy-to-open, peel-down packaging that allows for aseptic delivery.

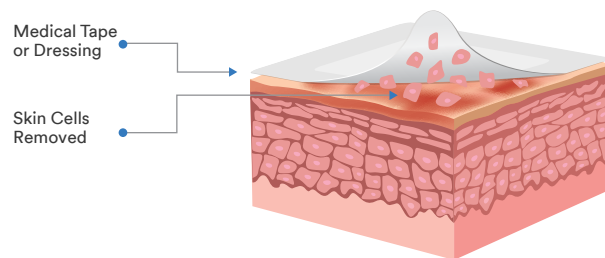
\*Of leading competitors in the market, based on disclosed ingredient information.

# How 3M™ Cavilon™ No Sting Barrier Film works.

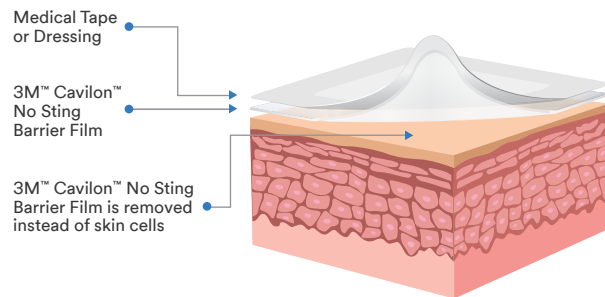
Cavilon No Sting Barrier Film forms a breathable, transparent, protective coating between the skin and the adhesive of the securement dressing, device or tape. When the adhesive product is changed, Cavilon No Sting Barrier Film is removed instead of skin cell layers.<sup>9</sup> It also protects skin from moisture, friction and shear.

## Protection from adhesive products

### Without 3M™ Cavilon™ No Sting Barrier Film

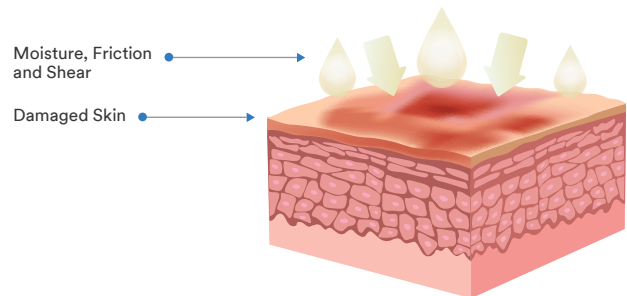


### With 3M™ Cavilon™ No Sting Barrier Film

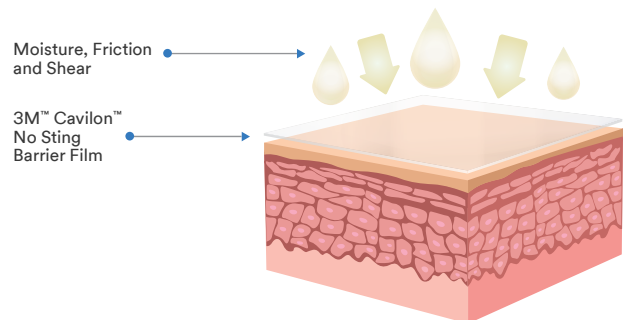


## Protection from moisture, friction and shear

### Without 3M™ Cavilon™ No Sting Barrier Film

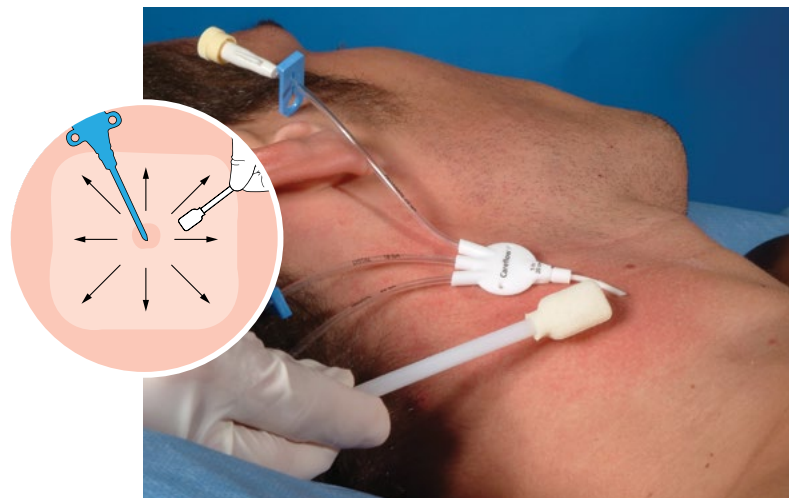


### With 3M™ Cavilon™ No Sting Barrier Film



# Applying 3M™ Cavilon™ No Sting Barrier Film.

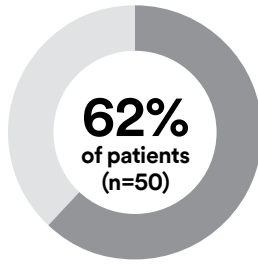
- ▶ Apply antiseptic prep and allow to dry completely
- ▶ Insert catheter
- ▶ Apply an even coating of Cavilon No Sting Barrier Film to the area that will be covered by the adhesive dressing/device. If using 3M™ Tegaderm™ CHG Chlorhexidine Gluconate I.V. Securement Dressing, do not apply the film to skin where the CHG gel pad is placed
- ▶ Allow Cavilon No Sting Barrier Film to dry completely (approximately 30 seconds)
- ▶ Apply dressing



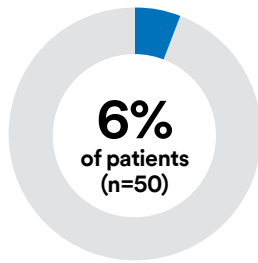
# The clinical performance of 3M™ Cavilon™ No Sting Barrier Film

Cavilon No Sting Barrier Film is supported by more than 80+ pieces of evidence, including studies focusing on vascular access-specific data.

In a study with patients with Peripherally Inserted Central Catheter (PICC) lines:<sup>6</sup>



experienced skin complications with gauze or tape applied

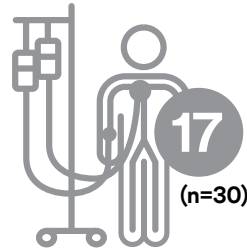


experienced skin complications with Cavilon No Sting Barrier applied before gauze and tape protocol

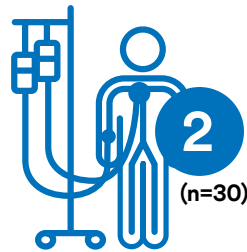
## Conclusion

Skin barriers can help play a role in reducing skin-related complications in patients with long-term PICC lines. 3M™ Cavilon™ No Sting Barrier Film was shown to provide significant skin protection when used prior to gauze and tape protocol.

In a study with critical care patients with Central Venous Access Devices:<sup>7</sup>



patients experienced complete dressing disruptions when using a plain film dressing and no barrier film

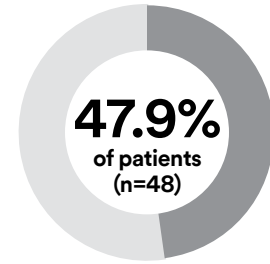


patients experienced complete dressing disruptions when Cavilon No Sting Barrier Film was applied when using CHG dressing

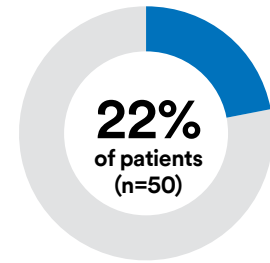
## Conclusion

The skin-protective polymer of 3M™ Cavilon™ No Sting Barrier Film was shown to contribute to fewer dressing disruptions and skin integrity issues without impacting the clinical effectiveness of a CHG dressing.

In a study with critical care patients with Central Venous Catheters (CVC) receiving gauze and tape dressings:<sup>8</sup>



in the control group experienced a skin tear



experienced a skin tear with Cavilon No Sting Barrier Film applied

## Conclusion

A skin barrier can help maintain skin integrity and reduce skin tear incidence. The authors noted the skin protection provided by 3M™ Cavilon™ No Sting Barrier Film could help improve comfort and quality of care for patients with CVCs.



Read more about the evidence supporting the use of Cavilon No Sting Barrier Film as part of your vascular access care process. Visit [3M.com/BarrierFilm](https://www.3m.com/BarrierFilm) to learn more.



Make 3M™ Cavilon™ No Sting Barrier Film part of your vascular access care process. Visit [3M.com/BarrierFilm](http://3M.com/BarrierFilm) to learn more.

## Ordering Information

### 3M™ Cavilon™ No Sting Barrier Film

Cat No	Product	Size	Wound Care Product	Items/Box	Boxes/Case
3343	8333-3343-01	1 mL	wand	25	4
3344	8333-3344-01	1 mL	wipe	30	4
3345	8333-3345-01	3 mL	wand	25	4



## Purchasing Information

To order, visit [3M.com/Cavilon](http://3M.com/Cavilon) to find a distributor, contact your 3M Representative or call the 3M Helpline at 1-800-228-3957. Outside of the United States, contact the local 3M subsidiary.

Discover all the ways 3M™ Cavilon™ Skin Care Solutions can help you transform patient skin integrity at [3M.com/Cavilon](http://3M.com/Cavilon)

- Gorski LA, Hadaway L, Hagle ME, et al. Infusion therapy standards of practice. *J Infus Nurs.* 2021;44(suppl 1): S1-S224.
- Broadhurst D, Moureau N, Ullman AJ, The World Congress of Vascular Access (WoCOVA) Skin Impairment Management Panel. Management of Central Venous Access Device-Associated Skin Impairment. *J Wound Ostomy Continence Nurs.* 2017 May/Jun; 44(3):211-220.
- 3M data on file. EM-05-001563, EM-05-289804 (dry time)
- Campbell K, Woodbury MG, Whittle H, Labate T, Hoskin A. A clinical evaluation of 3M™ Cavilon™ No Sting Barrier Film. *Ostomy Wound Management.* 2000;46(1):24-30.
- 3M data on file. EM-05-005732 and EM-05-002049.
- George M, Ujwala P, Guduri, V, Smith G. Use of a barrier film (3M™ Cavilon™ No Sting Barrier Film) to reduce local skin complications around peripherally inserted central catheter lines: A randomised prospective controlled study. *WCET Journal.* 2016; 36(4):8-13.
- Pivkina AI, Gusarov VG, Blot SI, Zhivotneva IV, Pasko NV, Zamyatin MN. Effect of an acrylic terpolymer barrier film beneath transparent catheter dressings on skin integrity, risk of dressing disruption, catheter colonisation and infection. *Intensive Crit Care Nurs.* 2018; 46: 17-23.
- Chen Y-H, Hsieh H-L, Shih W-M. Applying skin barrier film for skin tear management in patients with central venous catheterization. *Adv Skin Wound Care.* 2020; 33(11): 582-586.
- 3M Data on file 2013; EM-05-202211.



**3M Company**  
2510 Conway Ave.  
St. Paul, MN 55144 USA

Phone 1-800-275-4524 (NPWT products)  
1-800-228-3957  
Web [3M.com/Medical](http://3M.com/Medical)

NOTE: Specific indications, contraindications, warnings, precautions and safety information exist for these products and therapies. Please consult a clinician and product Instructions for Use prior to application.

© 2021 3M. All rights reserved. 3M and the other marks shown are marks and/or registered marks. Unauthorized use prohibited. 3M marks used under license in Canada. All other marks are property of their respective owners. 70-2011-5544-0