

(eng) English
Administration Set
Directions for Use


For use with **SAPPHIRE INFUSION PUMP**. This administration set may be used on gravity feed with a roller clamp and does not have a pressure activated valve (PAV). **PAV is a back check valve located on the main fluid path below the administration cassette.**

- WARNING:**
 - Do not use set if end caps are missing or misplaced
 - Q Core sets allow accurate delivery for 96 hours. Make sure you replace set
 - Biological contamination can result from leaving disposable items or failure to use aseptic techniques. Discard flexible lines promptly after use
 - An air embolism can cause death or serious injury. Do not connect a patient until all traps are fully flushed from the fluid path. Puncturing set components may cause an air embolism.
 - Discard a damaged set. Do not use components or packaging.
 - Do not connect the set to the patient while priming**
 - Do not use force when connecting set to patient.
 - Do not apply pressure or pressurized air to any cuff or tubing connected to the pump.
 - Do not use the tubing/bulb in any section of the set when pump is in use, nor apply pressure to the reservoir container.
 - Do not use the set if:
 - Yellow administration sets are intended for epidural infusion.
 - Epidural administration sets with a Surety connector must be used only with a Surety Surety container.

Verify that the set components are positioned correctly. Undo the administration set. When administration cassette is present, verify that the arrow on the administration cassette points toward the direction of the flow (from the container towards the patient). When using a filter, verify that the arrow on the filter points toward the direction of the flow, and maintain the filter level below the venous access site.

A. For Sets with Administration Cassette
1. Use of Administration Set to be Primed
Insertion of the cassette into the pump is done in accordance with the instructions in the Manual. Refer to the label of the set for the specific intended use.

2. To perform prime or infuse to gravity refer to the Surety User Manual. To OPEN the line, press the anti-free flow valve as illustrated by arrow 3. To OPEN the Figure 1. After priming, push it to CLOSE the line (arrow 3).

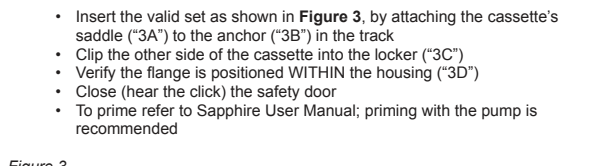


A.2. Use of the Administration Set with the Sapphire Infusion Pump. Attachment of the set. Open the safety door (Figure 2)



A.1. Use of Administration Set to be Primed

B. For Other Sets
Connect set to primary administration set. Prime the set.



B. For Other Sets. Connect set to primary administration set. Prime the set.

Waste Disposal: Take care to dispose of the packaging and the administration sets in accordance with applicable regulations. Contact your local authority to determine the proper method of disposal. Administration sets used to dispense of a proper manner. Covering of containers associated that may be contained within, in accordance with hospital practices.

Report Incident: Home users of the Sapphire pump should be instructed in relation to the device should be reported to the manufacturer. Contact your local authority to report the incident.

Legend: Home users of the Sapphire pump should be instructed in relation to the device should be reported to the manufacturer.

Waste Disposal: Take care to dispose of the packaging and the administration sets in accordance with applicable regulations. Contact your local authority to determine the proper method of disposal. Administration sets used to dispense of a proper manner. Covering of containers associated that may be contained within, in accordance with hospital practices.

Report Incident: Home users of the Sapphire pump should be instructed in relation to the device should be reported to the manufacturer. Contact your local authority to report the incident.

Legend: Home users of the Sapphire pump should be instructed in relation to the device should be reported to the manufacturer.

Waste Disposal: Take care to dispose of the packaging and the administration sets in accordance with applicable regulations. Contact your local authority to determine the proper method of disposal. Administration sets used to dispense of a proper manner. Covering of containers associated that may be contained within, in accordance with hospital practices.

Report Incident: Home users of the Sapphire pump should be instructed in relation to the device should be reported to the manufacturer. Contact your local authority to report the incident.

Legend: Home users of the Sapphire pump should be instructed in relation to the device should be reported to the manufacturer.

Waste Disposal: Take care to dispose of the packaging and the administration sets in accordance with applicable regulations. Contact your local authority to determine the proper method of disposal. Administration sets used to dispense of a proper manner. Covering of containers associated that may be contained within, in accordance with hospital practices.

Report Incident: Home users of the Sapphire pump should be instructed in relation to the device should be reported to the manufacturer. Contact your local authority to report the incident.

Legend: Home users of the Sapphire pump should be instructed in relation to the device should be reported to the manufacturer.

Waste Disposal: Take care to dispose of the packaging and the administration sets in accordance with applicable regulations. Contact your local authority to determine the proper method of disposal. Administration sets used to dispense of a proper manner. Covering of containers associated that may be contained within, in accordance with hospital practices.

Report Incident: Home users of the Sapphire pump should be instructed in relation to the device should be reported to the manufacturer. Contact your local authority to report the incident.

Legend: Home users of the Sapphire pump should be instructed in relation to the device should be reported to the manufacturer.

Waste Disposal: Take care to dispose of the packaging and the administration sets in accordance with applicable regulations. Contact your local authority to determine the proper method of disposal. Administration sets used to dispense of a proper manner. Covering of containers associated that may be contained within, in accordance with hospital practices.

Report Incident: Home users of the Sapphire pump should be instructed in relation to the device should be reported to the manufacturer. Contact your local authority to report the incident.

Legend: Home users of the Sapphire pump should be instructed in relation to the device should be reported to the manufacturer.

Waste Disposal: Take care to dispose of the packaging and the administration sets in accordance with applicable regulations. Contact your local authority to determine the proper method of disposal. Administration sets used to dispense of a proper manner. Covering of containers associated that may be contained within, in accordance with hospital practices.

Report Incident: Home users of the Sapphire pump should be instructed in relation to the device should be reported to the manufacturer. Contact your local authority to report the incident.

Legend: Home users of the Sapphire pump should be instructed in relation to the device should be reported to the manufacturer.

Waste Disposal: Take care to dispose of the packaging and the administration sets in accordance with applicable regulations. Contact your local authority to determine the proper method of disposal. Administration sets used to dispense of a proper manner. Covering of containers associated that may be contained within, in accordance with hospital practices.

Report Incident: Home users of the Sapphire pump should be instructed in relation to the device should be reported to the manufacturer. Contact your local authority to report the incident.

Legend: Home users of the Sapphire pump should be instructed in relation to the device should be reported to the manufacturer.

Waste Disposal: Take care to dispose of the packaging and the administration sets in accordance with applicable regulations. Contact your local authority to determine the proper method of disposal. Administration sets used to dispense of a proper manner. Covering of containers associated that may be contained within, in accordance with hospital practices.

Report Incident: Home users of the Sapphire pump should be instructed in relation to the device should be reported to the manufacturer. Contact your local authority to report the incident.

Legend: Home users of the Sapphire pump should be instructed in relation to the device should be reported to the manufacturer.

Waste Disposal: Take care to dispose of the packaging and the administration sets in accordance with applicable regulations. Contact your local authority to determine the proper method of disposal. Administration sets used to dispense of a proper manner. Covering of containers associated that may be contained within, in accordance with hospital practices.

Report Incident: Home users of the Sapphire pump should be instructed in relation to the device should be reported to the manufacturer. Contact your local authority to report the incident.

Legend: Home users of the Sapphire pump should be instructed in relation to the device should be reported to the manufacturer.

(fre) Français
Nécessaire à perfusion
Mode d'emploi

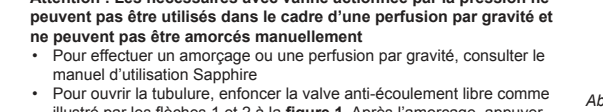
À utiliser avec la POMPE À PERFUSION SAPPHIRE. Le nécessaire à perfusion peut être utilisé pour les perfusions par gravité et ne dispose pas d'une valve à sens unique (PAV) avant la tubulure principale. Le nécessaire à perfusion est placé en aval de la valve à sens unique (PAV) avant la tubulure principale.

- AVERTISSEMENT:**
 - Né pas utiliser si les capuchons de protection sont mal positionnés ou man quant
 - Les nécessaires à perfusion de Q Core assurent une perfusion précise pendant 96 heures. Veillez à remplacer une perfusion précise pendant 96 heures.
 - La reutilisation de dispositifs jetables ou le non-respect des techniques aseptiques peuvent entraîner une contamination biologique. Mettre les dispositifs jetables au rebut après leur utilisation.
 - Une embolie gazeuse peut entraîner des lésions graves voire mortelles. Ne pas brancher le patient au nécessaire à perfusion avant de vérifier que le fluide n'a pas été évacué de la tubulure. La perfusion des composants du nécessaire à perfusion peut provoquer une embolie gazeuse.
 - Né pas utiliser le nécessaire à perfusion s'il est endommagé ou si son emballage ou ses composants sont abîmés.
 - Né pas bracher le patient au nécessaire à perfusion pendant l'amorçage.
 - Né pas connecter le nécessaire à perfusion lors du branchement au patient. Né pas connecter le nécessaire à perfusion à une sorte ou une tubulure reliée à la pompe si un exercice de pression.
 - Né lire sur aucun matériel pendant que la pompe fonctionne et il révoque une pression sur le réservoir.
 - Précision de la vanne activée par la pression (CA) (-6 %)

Les kits de perfusion marqués au chiffre sont destinés aux perfusions péridurales. Vérifier que les composants du nécessaire à perfusion sont correctement positionnés. Déclamer le nécessaire à perfusion. Vérifier que le fluide n'a pas été évacué de la tubulure (lorsque cela est possible) avant de brancher le patient. Si nécessaire, insérer une aiguille dans le contenant.

A. For Sets with Administration Cassette
1. Use of Administration Set to be Primed
Insertion of the cassette into the pump is done in accordance with the instructions in the Manual. Refer to the label of the set for the specific intended use.

2. To perform prime or infuse to gravity refer to the Surety User Manual. To OPEN the line, press the anti-free flow valve as illustrated by arrow 3. To OPEN the Figure 1. After priming, push it to CLOSE the line (arrow 3).

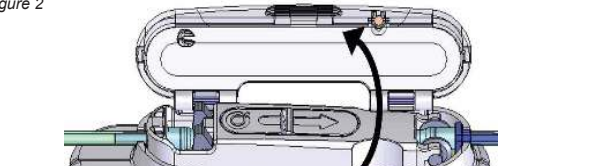


A.2. Utilisation du nécessaire à perfusion avec la pompe à perfusion Sapphire. Attachement du nécessaire à perfusion. Ouvrir la porte de sécurité (Figure 2)



A.1. Utilisation du nécessaire à perfusion

B. Pour les autres kits
Connecter le nécessaire à perfusion à l'administration primaire. Primer le kit.



B. Pour les autres kits. Connecter le nécessaire à perfusion à l'administration primaire. Primer le kit.

Waste Disposal: Take care to dispose of the packaging and the administration sets in accordance with applicable regulations. Contact your local authority to determine the proper method of disposal. Administration sets used to dispense of a proper manner. Covering of containers associated that may be contained within, in accordance with hospital practices.

Report Incident: Home users of the Sapphire pump should be instructed in relation to the device should be reported to the manufacturer. Contact your local authority to report the incident.

Legend: Home users of the Sapphire pump should be instructed in relation to the device should be reported to the manufacturer.

Waste Disposal: Take care to dispose of the packaging and the administration sets in accordance with applicable regulations. Contact your local authority to determine the proper method of disposal. Administration sets used to dispense of a proper manner. Covering of containers associated that may be contained within, in accordance with hospital practices.

Report Incident: Home users of the Sapphire pump should be instructed in relation to the device should be reported to the manufacturer. Contact your local authority to report the incident.

Legend: Home users of the Sapphire pump should be instructed in relation to the device should be reported to the manufacturer.

Waste Disposal: Take care to dispose of the packaging and the administration sets in accordance with applicable regulations. Contact your local authority to determine the proper method of disposal. Administration sets used to dispense of a proper manner. Covering of containers associated that may be contained within, in accordance with hospital practices.

Report Incident: Home users of the Sapphire pump should be instructed in relation to the device should be reported to the manufacturer. Contact your local authority to report the incident.

Legend: Home users of the Sapphire pump should be instructed in relation to the device should be reported to the manufacturer.

Waste Disposal: Take care to dispose of the packaging and the administration sets in accordance with applicable regulations. Contact your local authority to determine the proper method of disposal. Administration sets used to dispense of a proper manner. Covering of containers associated that may be contained within, in accordance with hospital practices.

Report Incident: Home users of the Sapphire pump should be instructed in relation to the device should be reported to the manufacturer. Contact your local authority to report the incident.

Legend: Home users of the Sapphire pump should be instructed in relation to the device should be reported to the manufacturer.

Waste Disposal: Take care to dispose of the packaging and the administration sets in accordance with applicable regulations. Contact your local authority to determine the proper method of disposal. Administration sets used to dispense of a proper manner. Covering of containers associated that may be contained within, in accordance with hospital practices.

Report Incident: Home users of the Sapphire pump should be instructed in relation to the device should be reported to the manufacturer. Contact your local authority to report the incident.

Legend: Home users of the Sapphire pump should be instructed in relation to the device should be reported to the manufacturer.

Waste Disposal: Take care to dispose of the packaging and the administration sets in accordance with applicable regulations. Contact your local authority to determine the proper method of disposal. Administration sets used to dispense of a proper manner. Covering of containers associated that may be contained within, in accordance with hospital practices.

Report Incident: Home users of the Sapphire pump should be instructed in relation to the device should be reported to the manufacturer. Contact your local authority to report the incident.

Legend: Home users of the Sapphire pump should be instructed in relation to the device should be reported to the manufacturer.

Waste Disposal: Take care to dispose of the packaging and the administration sets in accordance with applicable regulations. Contact your local authority to determine the proper method of disposal. Administration sets used to dispense of a proper manner. Covering of containers associated that may be contained within, in accordance with hospital practices.

Report Incident: Home users of the Sapphire pump should be instructed in relation to the device should be reported to the manufacturer. Contact your local authority to report the incident.

Legend: Home users of the Sapphire pump should be instructed in relation to the device should be reported to the manufacturer.

Waste Disposal: Take care to dispose of the packaging and the administration sets in accordance with applicable regulations. Contact your local authority to determine the proper method of disposal. Administration sets used to dispense of a proper manner. Covering of containers associated that may be contained within, in accordance with hospital practices.

Report Incident: Home users of the Sapphire pump should be instructed in relation to the device should be reported to the manufacturer. Contact your local authority to report the incident.

Legend: Home users of the Sapphire pump should be instructed in relation to the device should be reported to the manufacturer.

Waste Disposal: Take care to dispose of the packaging and the administration sets in accordance with applicable regulations. Contact your local authority to determine the proper method of disposal. Administration sets used to dispense of a proper manner. Covering of containers associated that may be contained within, in accordance with hospital practices.

Report Incident: Home users of the Sapphire pump should be instructed in relation to the device should be reported to the manufacturer. Contact your local authority to report the incident.

Legend: Home users of the Sapphire pump should be instructed in relation to the device should be reported to the manufacturer.

Waste Disposal: Take care to dispose of the packaging and the administration sets in accordance with applicable regulations. Contact your local authority to determine the proper method of disposal. Administration sets used to dispense of a proper manner. Covering of containers associated that may be contained within, in accordance with hospital practices.

Report Incident: Home users of the Sapphire pump should be instructed in relation to the device should be reported to the manufacturer. Contact your local authority to report the incident.

Legend: Home users of the Sapphire pump should be instructed in relation to the device should be reported to the manufacturer.

Waste Disposal: Take care to dispose of the packaging and the administration sets in accordance with applicable regulations. Contact your local authority to determine the proper method of disposal. Administration sets used to dispense of a proper manner. Covering of containers associated that may be contained within, in accordance with hospital practices.

(ger) Deutsch
Verabreichungsset
Bedienungsanleitung

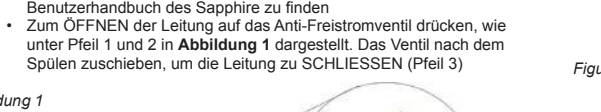
Zur Verwendung mit SAPPHIRE-INFUSIONSPUMPE. Dieses Verabreichungsset kann mit Schwerekräften verwendet werden, wenn das mit einer Rollklammer und ohne Druckbegrenzungsvorrichtung (DBV) aufweist. Ein PAV ist ein Rückstromventil, das sich an der Hauptflüssigkeitsleitung unterhalb der Verabreichungskassette befindet.

- WICHTIG:**
 - Das Set nicht verwenden, wenn die Endkappen fehlen oder falsch platziert sind
 - Die Sets von Q Core ermöglichen eine akkurate Verabreichung über einen Zeitraum von 96 Stunden. Darauf achten, das Set rechtzeitig auszutauschen
 - Die Wiederverwendung von Engagement für den Nichtbehalten aseptischer Methoden kann zu einer biologischen Kontamination führen. Engagement der Verwendung entsorgen
 - Ein Rückstromventil kann zu einer biologischen Kontamination führen. Den Patienten erst anschließen, wenn alle Luftenschnitte vollständig aus der Flüssigkeitsleitung entfernt wurden.
 - Die Verpackung beschädigt ist.
 - Das Set nicht verwenden, wenn das Set, eine Komponente oder die Verpackung beschädigt ist.
 - Das Set nicht verwenden, wenn die Vorfüllung an der Pumpe anschließen
 - Kein Druck und keine Druckluft auf ein an die Pumpe angeschlossene Leitungen oder Schläuche anwenden
 - Kein Druck und keine Druckluft auf ein an die Pumpe angeschlossene Leitungen oder Schläuche anwenden
 - In einem Bereich des Sets am Schwach ziehen oder diesen dehnen, wenn die Pumpe in Verwendung ist. Ein hohen Druck auf den Behälter anwenden
 - DBV-Genauigkeit (-6 %)

Verifizieren Sie die Komponenten sind korrekt positioniert. Entfernen Sie das Verabreichungsset. Wenn die Administration Cassette ist vorhanden, überprüfen Sie den Pfeil auf der Administration Cassette, um sicherzustellen, dass er auf die richtige Richtung zeigt. Wenn ein Filter verwendet wird, überprüfen Sie, dass der Pfeil auf dem Filter in die gleiche Richtung zeigt, und den Flüssigkeitsfluss durch den Filter in die gleiche Richtung zeigt.

A. Per set con cassettina di somministrazione
1. Uso del set di somministrazione per gravità
Inserimento della cassetta nella pompa è da effettuare in conformità con le istruzioni nel manuale.

2. Per eseguire il priming o l'infusione per gravità, premere il pulsante di apertura della valvola a senso unico (PAV) e premere il pulsante di chiusura della valvola a senso unico (PAV) dopo aver premuto il pulsante di apertura della valvola a senso unico (PAV).



A.2. Verwendung des Verabreichungssets mit der Sapphire-Infusionspumpe. Anbringen des Verabreichungssets. Öffnen der Sicherheitsklappe (Abbildung 2)



A.1. Verwendung des Verabreichungssets

B. Für andere Sets
Anschließen des Verabreichungssets an die primäre Verabreichungseinheit. Primeren das Set.



B. Für andere Sets. Anschließen des Verabreichungssets an die primäre Verabreichungseinheit. Primeren das Set.

Waste Disposal: Take care to dispose of the packaging and the administration sets in accordance with applicable regulations. Contact your local authority to determine the proper method of disposal. Administration sets used to dispense of a proper manner. Covering of containers associated that may be contained within, in accordance with hospital practices.

Report Incident: Home users of the Sapphire pump should be instructed in relation to the device should be reported to the manufacturer. Contact your local authority to report the incident.

Legend: Home users of the Sapphire pump should be instructed in relation to the device should be reported to the manufacturer.

Waste Disposal: Take care to dispose of the packaging and the administration sets in accordance with applicable regulations. Contact your local authority to determine the proper method of disposal. Administration sets used to dispense of a proper manner. Covering of containers associated that may be contained within, in accordance with hospital practices.

Report Incident: Home users of the Sapphire pump should be instructed in relation to the device should be reported to the manufacturer. Contact your local authority to report the incident.

Legend: Home users of the Sapphire pump should be instructed in relation to the device should be reported to the manufacturer.

Waste Disposal: Take care to dispose of the packaging and the administration sets in accordance with applicable regulations. Contact your local authority to determine the proper method of disposal. Administration sets used to dispense of a proper manner. Covering of containers associated that may be contained within, in accordance with hospital practices.

Report Incident: Home users of the Sapphire pump should be instructed in relation to the device should be reported to the manufacturer. Contact your local authority to report the incident.

Legend: Home users of the Sapphire pump should be instructed in relation to the device should be reported to the manufacturer.

Waste Disposal: Take care to dispose of the packaging and the administration sets in accordance with applicable regulations. Contact your local authority to determine the proper method of disposal. Administration sets used to dispense of a proper manner. Covering of containers associated that may be contained within, in accordance with hospital practices.

Report Incident: Home users of the Sapphire pump should be instructed in relation to the device should be reported to the manufacturer. Contact your local authority to report the incident.

Legend: Home users of the Sapphire pump should be instructed in relation to the device should be reported to the manufacturer.

Waste Disposal: Take care to dispose of the packaging and the administration sets in accordance with applicable regulations. Contact your local authority to determine the proper method of disposal. Administration sets used to dispense of a proper manner. Covering of containers associated that may be contained within, in accordance with hospital practices.

Report Incident: Home users of the Sapphire pump should be instructed in relation to the device should be reported to the manufacturer. Contact your local authority to report the incident.

Legend: Home users of the Sapphire pump should be instructed in relation to the device should be reported to the manufacturer.

Waste Disposal: Take care to dispose of the packaging and the administration sets in accordance with applicable regulations. Contact your local authority to determine the proper method of disposal. Administration sets used to dispense of a proper manner. Covering of containers associated that may be contained within, in accordance with hospital practices.

Report Incident: Home users of the Sapphire pump should be instructed in relation to the device should be reported to the manufacturer. Contact your local authority to report the incident.

Legend: Home users of the Sapphire pump should be instructed in relation to the device should be reported to the manufacturer.

Waste Disposal: Take care to dispose of the packaging and the administration sets in accordance with applicable regulations. Contact your local authority to determine the proper method of disposal. Administration sets used to dispense of a proper manner. Covering of containers associated that may be contained within, in accordance with hospital practices.

Report Incident: Home users of the Sapphire pump should be instructed in relation to the device should be reported to the manufacturer. Contact your local authority to report the incident.

Legend: Home users of the Sapphire pump should be instructed in relation to the device should be reported to the manufacturer.

Waste Disposal: Take care to dispose of the packaging and the administration sets in accordance with applicable regulations. Contact your local authority to determine the proper method of disposal. Administration sets used to dispense of a proper manner. Covering of containers associated that may be contained within, in accordance with hospital practices.

Report Incident: Home users of the Sapphire pump should be instructed in relation to the device should be reported to the manufacturer. Contact your local authority to report the incident.

Legend: Home users of the Sapphire pump should be instructed in relation to the device should be reported to the manufacturer.

Waste Disposal: Take care to dispose of the packaging and the administration sets in accordance with applicable regulations. Contact your local authority to determine the proper method of disposal. Administration sets used to dispense of a proper manner. Covering of containers associated that may be contained within, in accordance with hospital practices.

Report Incident: Home users of the Sapphire pump should be instructed in relation to the device should be reported to the manufacturer. Contact your local authority to report the incident.

Legend: Home users of the Sapphire pump should be instructed in relation to the device should be reported to the manufacturer.

Waste Disposal: Take care to dispose of the packaging and the administration sets in accordance with applicable regulations. Contact your local authority to determine the proper method of disposal. Administration sets used to dispense of a proper manner. Covering of containers associated that may be contained within, in accordance with hospital practices.

Report Incident: Home users of the Sapphire pump should be instructed in relation to the device should be reported to the manufacturer. Contact your local authority to report the incident.

Legend: Home users of the Sapphire pump should be instructed in relation to the device should be reported to the manufacturer.

Waste Disposal: Take care to dispose of the packaging and the administration sets in accordance with applicable regulations. Contact your local authority to determine the proper method of disposal. Administration sets used to dispense of a proper manner. Covering of containers associated that may be contained within, in accordance with hospital practices.

(ita) Italiano
Set di somministrazione
Istruzioni per l'uso

Indicato per la POMPE INFUSIONALE SAPPHIRE. Il set di somministrazione può essere utilizzato per gravità se è dotato di un ritorno a scatto e non dispone di una valvola a pressione (PAV). Una PAV è una valvola di ritorno situata nel percorso principale del liquido, sotto la cassettina di somministrazione.

- AVVERTENZE:**
 - Non utilizzare il set se i tappi delle estremità sono mancanti o posizionati in modo anomalo
 - I set Q Core consentono una somministrazione accurata per 96 ore. Controllare di controllarli per tempo
 - Il riutilizzo di componenti monouso o la mancata osservanza degli accenti di utilizzo di tecniche aseptiche può risultare in contaminazioni biologiche.
 - Una valvola a scatto può provocare morte o gravi lesioni. Non collegare un paziente finché il fluido non è stato rimosso dalla tubulura e non è stato rimosso il liquido. I componenti del set per perfusione possono provocare un'embolia gassosa.
 - Non utilizzare set, componenti o connessioni danneggiati
 - Non collegare il set al paziente durante il priming
 - Non toccare il set o la cassalettina prima dell'uso
 - Non esercitare pressione né applicare aria pressurizzata su porte o tubi collegati alla pompa
 - Non tirare né distendere i segmenti del tubo del set quando la pompa è in funzione e non esercitare pressione sul contenitore del serbatoio
 - Precazione: valvola PAV (-6 %)

Verificare che i componenti del set siano posizionati correttamente. Rimuovere il set di somministrazione. Quando è presente la cassetta di somministrazione, verificare che la freccia presente su di essa sia rivolta nella direzione del flusso (dal serbatoio verso il paziente). Quando si utilizza un filtro, verificare che la freccia presente sul filtro sia rivolta verso il paziente e che il filtro sia pulito. Quando si utilizza un filtro, verificare che il filtro sia pulito e che la freccia presente sul filtro sia rivolta verso il paziente e che il filtro sia pulito.

A. Para juegos con cassettina de somministrazione
1. Uso del set de somministrazione per gravità
Inserción de la cassetta en la bomba se debe hacer en conformidad con las instrucciones en el manual.

2. Para ejecutar el priming o la infusión por gravedad, presionar el botón de apertura de la válvula de flujo unidireccional (PAV) y presionar el botón de cierre de la válvula de flujo unidireccional (PAV) después de haber presionado el botón de apertura de la válvula de flujo unidireccional (PAV).



A.2. Use del set di somministrazione con la pompa infusoria Sapphire. Colloquio del set. Aprire la porta di sicurezza (Figura 2)



A.1. Use del set di somministrazione

B. Per gli altri set
Collegare il set di somministrazione alla somministrazione primaria. Primer il set.



B. Per gli altri set. Collegare il set di somministrazione alla somministrazione primaria. Primer il set.

Waste Disposal: Take care to dispose of the packaging and the administration sets in accordance with applicable regulations. Contact your local authority to determine the proper method of disposal. Administration sets used to dispense of a proper manner. Covering of containers associated that may be contained within, in accordance with hospital practices.

Report Incident: Home users of the Sapphire pump should be instructed in relation to the device should be reported to the manufacturer. Contact your local authority to report the incident.

Legend: Home users of the Sapphire pump should be instructed in relation to the device should be reported to the manufacturer.

Waste Disposal: Take care to dispose of the packaging and the administration sets in accordance with applicable regulations. Contact your local authority to determine the proper method of disposal. Administration sets used to dispense of a proper manner. Covering of containers associated that may be contained within, in accordance with hospital practices.

Report Incident: Home users of the Sapphire pump should be instructed in relation to the device should be reported to the manufacturer. Contact your local authority to report the incident.

Legend: Home users of the Sapphire pump should be instructed in relation to the device should be reported to the manufacturer.

